



# WebEOC

## Quick Reference Guides

09/2018

### Logging In

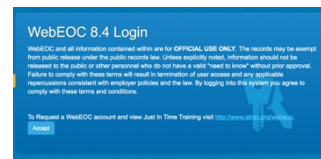
- 1.) Google Chrome and Firefox are the preferred browsers for WebEOC. Please download either browser for the most efficient WebEOC experience.



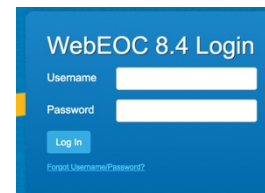
- 2.) Go to <http://gcrac.org/> and click on WebEOC on the left-hand side menu. Click on the WebEOC link. **\*\*TIP: Save this log-in page to your favorites\*\***



- 3.) Click "Accept" on the initial WebEOC X.X Login Page.



- 4.) Enter your Username (LastFirst#####) and Password to access the system. Forgot Username or Password? Click the link for the retrieval tool. **\*\*TIP: Email [Sarah.Quick@strac.org](mailto:Sarah.Quick@strac.org) for a faster password/username retrieval\*\***



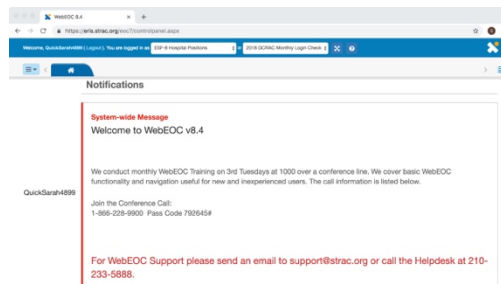
- 5.) Select your Position and Incident. This step determines what boards and information you will have access to.



- 6.) Additional Login Information is asking for contact information regarding your role in the event. It is how you can be reached while activated.



If you are looking at this screen, then you are logged in!



If you are still having trouble, please email [Sarah.Quick@strac.org](mailto:Sarah.Quick@strac.org) for additional support.